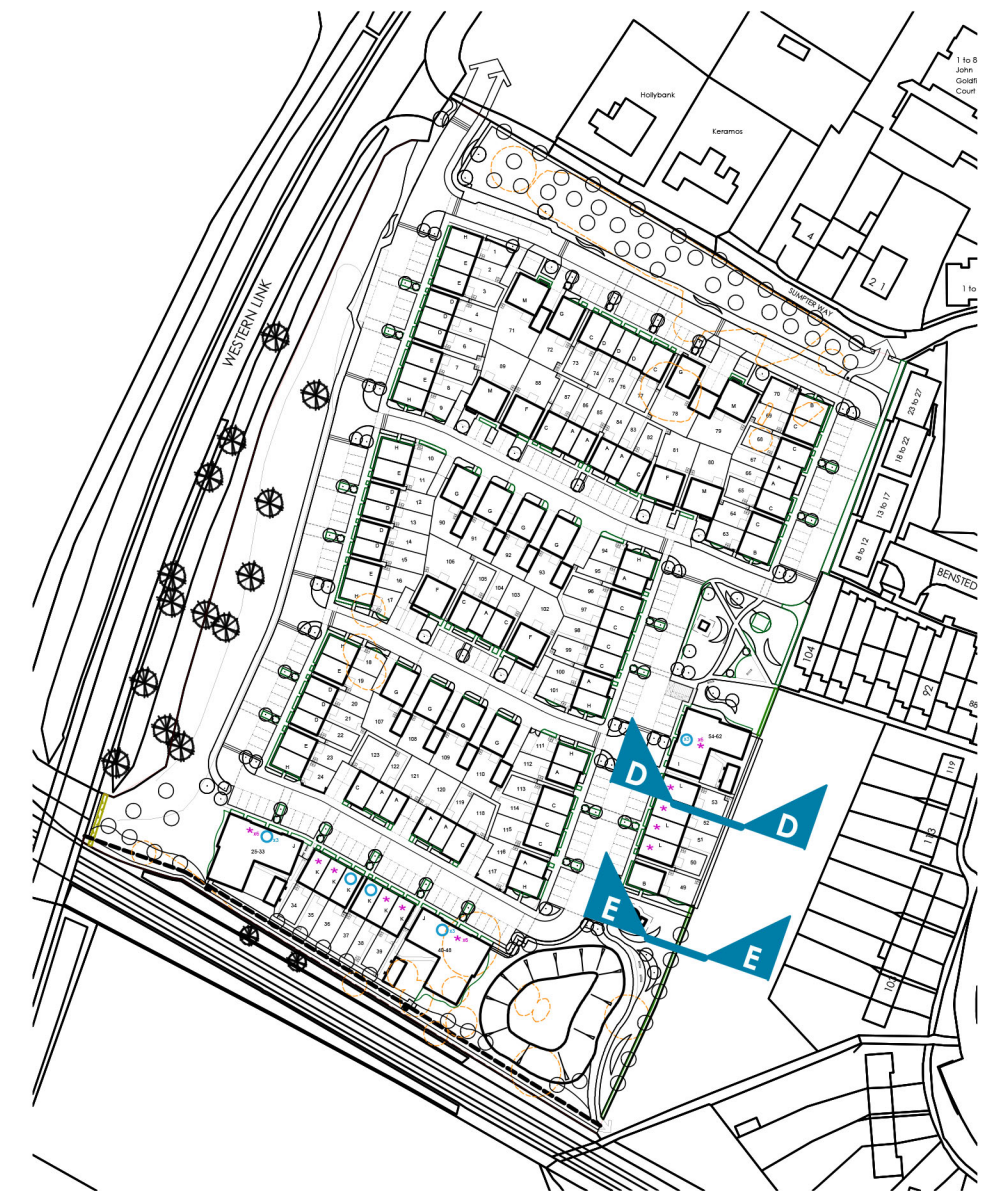
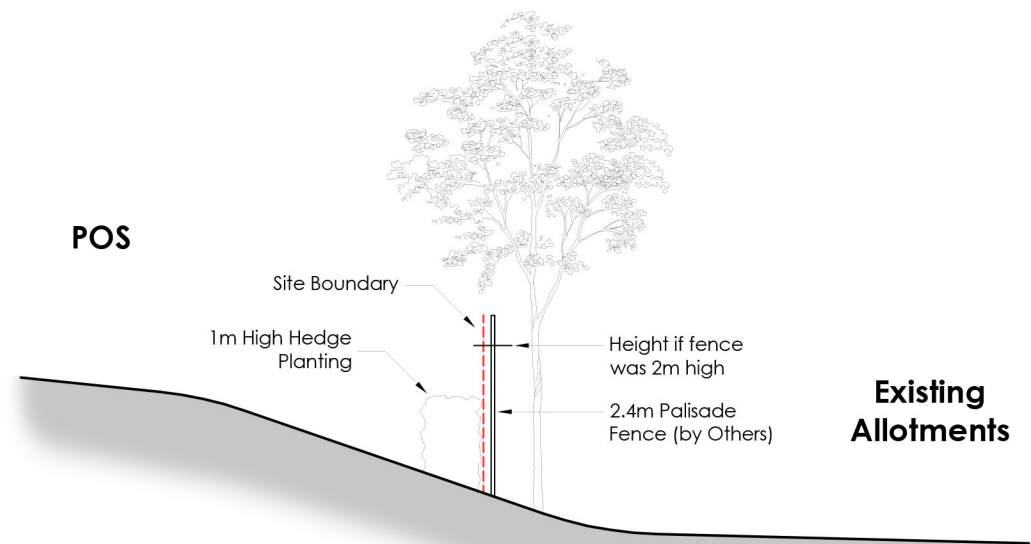


**Section D-D**  
Scale 1:100@A3



**Section Location Plan**  
Scale 1:500@A3



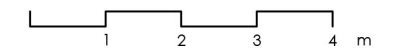
**Section E-E**  
Scale 1:100@A3

This drawing is partly based on original construction drawings of an existing building. The source drawings may not accurately reflect the current state of the existing building. This drawing and related CAD data should not be used for producing construction information. Dimensions should be verified on site before finalising detailed design of any element of the proposals.

Includes OS Data © Crown copyright and database rights 2021 OS 0100031673

Contractors must work only to figured dimensions which are to be checked on site.

Scale: 1:100



Prepared By:



Client:



Rev.	Date	Description	Drawn by
-	-	-	-
-	-	-	-
-	-	-	-
-	-	-	-
-	-	-	-
-	-	-	-
-	-	-	-
-	-	-	-
-	-	-	-
-	-	-	-

Project:  
Ospringe Brickworks, Faversham  
Drawing:  
Eastern Boundary Sections

© Copyright PLACE By Design

Project No:  
1832

Dwg No:  
1151

Rev:  
-

Scale:  
1:100@A3

Drawing Status:  
PLANNING

Date:  
08.01.21

Drawn by: CT  
Checked by: SH